



Contents

02 - 03	About Us
04 - 05	Designer
06 - 11	Loop
12 - 15	Lantern
16 - 25	Jumbo
26 - 33	Bagel
34 - 45	Pillow
46 - 55	Rugby
56 - 62	Nest
63 - 65	Fatty
66 - 75	Banyantree
76 - 87	Pipe
88 - 95	Lego
96 - 101	Flamingo
102 - 109	Oracle
110 - 117	Oval
118 - 121	Loop
122 - 127	Balance
128 - 131	Lotus Planter
132 - 135	Branch
136 - 159	Product Information

Living with Design

About Us


At KUN DESIGN, we create outdoor furniture and accessories that embody the contemporary era. Our products are developed from materials that retain the integrity of outdoor furniture without compromising the sophistication of indoor furnishing. Inspired by nature and life, our furniture can be placed anytime, anywhere, regardless of season and setting.

In pursuit of “Living with Design”, we design furniture with an inclusive language that is unlimited by spatial boundaries, for users of all backgrounds to explore the many ways to integrate design with space. Joining the strengths of “Designed in China” and “Made in China”, Kundesign hopes to bring products that are both modern and accessible to anybody who appreciates good furniture.

Our Story

Prior to establishing Kun Design, Kun worked as an independent furniture designer and collaborated extensively with brands across the world, including those from Italy, the Netherlands, Sweden and the U.S. His works have been a regular fixture at trade fairs such as Spoga+Gafa Cologne and Salone del Mobile Milan.

While finding international recognition, Kun came to realize an untapped potential within China’s industry of outdoor furniture - an enormous but fragmented market, with manufacturers of high caliber but heavily reliant on OEM. For Kun, his works represent a continuous dialogue between design and manufacturing, and he felt a need to use the force of design to better present “Made in China” on the global stage. With this ambition in mind Kun met his current manufacturing partner, a veteran outdoor furniture producer of 20 years and a benchmark for quality products. Joining the strengths of “Designed in China” and “Made in China”, Kun Design was established to bring products that are both modern and accessible to the international market.





Designer

Kun completed his studies in furniture design at the NFU in Nanjing, 2012. Since graduating, he has collaborated extensively with international furniture brands, including those from Italy, the Netherlands, Sweden, and the US. His works have been regularly featured in exhibitions such as Spoga+Gafa Cologne, Salone del Mobile Milan, and ICFF New York. He has been awarded the China Good Design Gold Award in 2015, and the 2018 ICFF NYC X DESIGN AWARDS Honoree in Outdoor Seating

A designer who mainly engages with contemporary spatial and furniture design, Kun has a maker-mind mentality with deep insight into the manufacturing process. He strives to integrate his works with the procedures of industrial production to embody the latest available technology. Kun often upgrades and optimizes the current manufacturing processes in accordance with his designs and newly developed materials, in hopes that his products can maintain modernity and sophistication without compromising accessibility. His preference for designs with creative utility and emotional warmth can be seen through the details of his works.

Kundesign / 2021 Collection






LOOP

The LOOP chair was originally designed to express continuous lines. The entire chair is woven with a single continuous rope. In order to ensure continuity and product quality, the back and the seat of the chair were proportionally divided into four parts, which not only boosts the appearance, but also increases the product lifespan. Soft as well as responsive, the chair provides a comfortable seating experience without the need of a cushion. Additionally, the wear-resisting and strong PVC simplifies the cleaning processing - use a soft brush to give it a fresh new look.

LOOP (KC8604) dining chair in Olive Grey/Light Grey.
LOOP (KC8604) dining armchair in Olive Grey/Light Grey.
PIPE (AT5309) dining table in Olive Grey/Jennygrey top.
LANTERN (KH8510) floor lamp(L) in Juniper Green.



LOOP (KC8604) bar chair in Terra Cotta/Sand.
LANTERN (KH8510) hand lamp(M) in Asphalt Grey.
LOOP (AB0600) bar table in Terra Cotta/Teaklook Alu.



LOOP (KC8604) sun lounger in Terra Cotta/Sand.
LOOP (KT8512) side table in Terra Cotta/Teaklook Alu.
LANTERN (KH8510) floor lamp(XL) in Asphalt Grey.
LOTUS(KH8602) planter $\phi 40 \times 42$ cm in Terra Cotta.

LOOP (KC8604) lounge chair in Asphalt Grey/Black.
LANTERN (KH8510) floor lamp(XL) in Asphalt Grey.
LANTERN (KH8510) floor lamp(L) in Terra Cotta.
LANTERN (KH8510) hand lamp(M) in Terra Cotta/Asphalt Grey.

LANTERN





The inspiration of Lantern series comes from the combination of oriental aesthetics and modern design. Lantern series is about "light", the lamp absorbs the configuration elements and special style from the traditional Chinese lantern and hand-basket. It retains the elegant "handle" design on the top, which can be easily carried and moved at will. For this hand lamp, it adds a small round bottom, which you can display plant, flower, decoration pieces to build the cozy atmosphere, delightfully fresh nature.



LANTERN (KH8510) floor lamp in Black Mat/Juniper Green.

JUMBO

JUMBO (KC8607) lounge armchair & sofa & dining armchair in Teaklook Alu/Sand; cushion in Gris.
PYRAMID (KT8602) dining table in OliveGrey/Jennygrey top 220(280) x 99 x 76 cm.
LANTERN (KH8510) floor lamp(XL) in Olive.
BAGEL (KT8605) side table in Teaklook Alu legs/Olive Grey top.
BAGEL (KT8605) coffee table in Teaklook Alu legs/Jennygrey top.



Jumbo series represents an unhurried contemporary attitude towards leisure life. It looks like a jumbo item with “elephant ears” from a distance. Jumbo Lounge Armchair is wide with a handwoven backrest and wings, expressing a sense of embrace. The color of the wood and the combination of weaving make it very natural and harmonious. The thick seat and comfortable cushions can let a person rest on it all afternoon. The whole series includes a lounge armchair, a 3-seater sofa, footstool and dining chair.




JUMBO (KC8607) highback lounge armchair & Footstool in Teaklook Alu/Sand; cushion in Gris.
BAGEL (KT8605) side table in Teaklook Alu legs/Olive Grey top.

JUMBO (KC8607) dining armchair in Teaklook Alu/Sand.
PYRAMID (KT8602) dining table in OliveGrey/Jennygrey top 220(280) × 99 × 76 cm.



JUMBO (KC8607) lounge armchair & Footstool in Teaklook Alu/Orange; cushion in Mandarina.
BAGEL (KT8605) side table in Teaklook Alu legs/Olive Grey top.






JUMBO (KC8607) dining armchair in
Teaklook Alu/Orange.
JUMBO (KT8602) dining table in Teaklook Alu legs
/Jennygrey top.




BAGEL

To make human beings more compatible with nature, Kun balances wood with hand knitting. Bagel collection featured of teak-base, tightly woven rope, soft cushions and comfortable back cushion. Bagel has inside and outside double design Which wrap your back comfortably with a fit body curve. Lounge chair, high-back lounge chair and dining chair are included in this series. A higher quality aluminum base could also be customized for dining chair in a lower price.

BAGEL (KC8605) highback lounge armchair in Sand/Orange
BAGEL (KC8605) lounge armchair in Sand/Orange
BAGEL (KC8605) footstool in Sand/Orange





BAGEL (KC8605) dining chair in Sand/Orange with ALU legs in wooden look
PYRAMID (KT8602) dining table in OliveGrey/ceramic top 220(280) × 99 × 76 cm.
LOTUS (KH8602) Planter ø50 × 53 cm in Olive/ Asphalt Grey

BAGEL (KC8605) dining chair in Lightgrey/Green with teak legs
RHODES (AT5767) Dining Table in Juniper Green/ceramic top 200(260/320) × 99 × 76 cm.
Lotus (KH8602) Planter φ50 × 53 cm in Olive/ Asphalt Grey





BAGEL (KC8605) lounge armchair in Lightgrey/Green with teak legs
BALANCE (KT8508) side table in Juniper Green $\varnothing 33.6 \times 51$ cm.



BAGEL (KC8605) dining chair in Lightgrey/Green with teak legs



PILLOW

The back and armrest cushions of the collection resemble soft pillows - just like the collection name - whose coverings can be removed for easy cleaning. Wrapped with KunDesign Tex, a material with remarkable durability and resistance to outdoor conditions, the quick-drying cushions are designed to be placed outside. Seated on a teak or bamboo base frame to create a textual contrast, which are FSC certified in consideration of the environment. With versatile modular components, the Pillow sofa is suitable for all interior and exterior settings.

PILLOW (KC8804) sofa set 1, armchair, coffee table (KT8804) 122 × 68 × 25cm; cushions in Linen.
LOTUS (KH8602) planter in Juniper Green & Silver Grey. SCREEN (KH8703) in White/Honey.



PILLOW (KC8804) sofa set 7, armchair, coffee table (KT8804) 122 × 68 × 25cm; cushion in Linen.
LOTUS (KH8602) planter in Juniper Green



The PILLLOW is the result of Kun's exploration for the possibility of outdoor upholstery. Continuous adjustments were made during the development process to find the current structural proportion that merges functionality with streamlined aesthetics.

PILLLOW (KC8804) sofa; cushion in Linen.
LOTUS (KH8602) planter in Silver Grey.



PIPE (KC8503) dining chair in Asphalt Grey; cushion in Charcoal.
PILLLOW (KC8804) sofa; cushions in Linen.
LOTUS (KT8602) side table in Silver Grey/teak top $\Phi 48 \times 54$ cm.
SCREEN (KH8703) in White/Honey.



PILLOW (KS8804) sunlounger in White/Green
LOTUS (KT8602) side table in Silver Grey/Bamboo top $\Phi 48 \times 54$ cm.
Lotus (KH8602) Planter $\Phi 50 \times 53$ cm in Olive/ Asphalt Grey

PILLOW (KC8804) dining chair in Asphalt Grey/Grey.
SOHO (AT5309) dining table in White/ ceramic top $200 \times 100 \times 75$ cm.



The legs of the Pillow chair is reminiscent of tree branches, which support a plump seating that is designed to embrace the body. Filled with quick-dry foam and easily maintained mesh linings, the Pillow chair is a practical solution for both indoor and outdoor settings.


PILLOW (KC8804) dining chair in Asphalt Grey/Grey.
SOHO (AT5309) dining table in White/ ceramic top 200 × 100 × 75cm.





RUGBY

An interactive conversation between metal, wood, and fabric resulted in the design of the RUGBY series. The upholstery's plump shape is relieved by spindle shaped-legs, so the resulting structure takes on a refreshing rather than chunky appearance. The armrests have a width and height that match the body's natural arm placement, and also serve as partition from the cold metal frame. Constructed with comfortable materials that are weather-resistant, the collection can be used in all spaces, both outdoors and indoors.



RUGBY (KC8603 lounge armchair in White/Sand; cushion in Heather Grey.

RUGBY (KC8603) lounge armchair & sofa in White/Sand; cushion in Heather Grey.
RUGBY (KT8603) lounge coffee table in White/teak top 160 × 80 × 68cm



RUGBY (KC8603) lounge armchair & sofa in White/Sand; cushion in Heather Grey.
LOTUS (KH8602) planter in Juniper Green. PIPE bar cart (KC8503) in Cream White





RUGBY (KC8603) lounge armchair & Daybed in White/Sand; cushion in Heather Grey.
Lotus (KH8602) Planter $\phi 50 \times 53$ cm in Olive/ Asphalt Grey



RUGBY (KC8603) lounge armchair & sofa in Asphalt Grey/Dark Grey; cushion in Charcoal. RUGBY (KT8603) side table in Asphalt Grey/teak top 72.5 × 72.5 × 28cm.



NEST (KC8602) 2-seater sofa in Curcumin/Sand; cushion in Leaf.
LOTUS (KT8602) coffee table Juniper Green/ceramic top 120x72 × 34cm
LOTUS (KH8602) Planter φ50 × 53 cm in Olive Grey



NEST

The geometric weavings of NEST high-back lounge chair mimic the appearance of rattan, creating a partition around the body for privacy. Crafted in weather-resistant ropes and quick-dry cushion, this chair is designed to be used both indoors and outdoors.

NEST (KC8602) sofa set in Curcumin/Sand; cushion in Leaf.
LOTUS (KT8602) coffee table Juniper Green/ceramic top $\Phi 80 \times 34\text{cm}$
& side table in Silver Grey/teak top $\Phi 48 \times 54\text{cm}$.

The geometric weavings of the of NEST mimic the appearance of rattan giving the sofa a tropical appearance. The wooden trays next to the armrest provide space for item placement. Crafted in weather-resistant ropes and quick-dry cushion, the sofa is suitable for both indoor and outdoor use.





NEST (KC8602) sofa & lounge armchair in Curcum/Sand;
cushion in Leaf.
LOOP (AB0600) dining table in Cement/Jennygrey top $\phi 90 \times 75$ cm.
LOTUS (KT8602) coffee table Juniper Green/Jennygrey top $\phi 80 \times 34$ cm & side
table in Silver Grey/teak top $\phi 48 \times 54$ cm.



NEST (KC8602) sofa & lounge armchair in Curcum/Sand;
cushion in Leaf.
LOOP (AB0600) dining table in Cement/Jennygrey top $\phi 90 \times 75$ cm.
LOTUS (KT8602) coffee table Juniper Green/Jennygrey top $\phi 80 \times 34$ cm.

NEST (KC8602) dining chair in Asphalt Grey/Dark Grey



FATTY (KC8803) lounge armchair in Vivid Blue/Light Grey.



FATTY

Fatty ensures durability and comfort. It has the softness of interior upholstery and the integrity of outdoor furniture. Plump cushions on a narrow frame provides a proportional contrast that distinguishes its look. The sofa features a lumbar cushion that can be stabilized with a button-and-strap fastening. Wrapped in Textilene and filled with quick-dry cotton, Fatty is both UV and weather resistant. The cushion armrests and wooden trays can be interchanged for extra versatility.

FATTY (KC8803) lounge armchair & sofa in Terra Cotta/Light Grey.
PENGUIN (KT8504) round side table $\Phi 51 \times 50$ cm in Asphalt Grey/ceramic top,
square side table $52 \times 52 \times 52$ cm & coffee table $122 \times 62 \times 39$ cm in Terra Cotta/ceramic top.



BANYAN TREE (KC8601) dining chair
in Asphalt Grey/Sand & White/Sand;
cushion in Heather Grey.
LOTUS (KT8602) dining table in
marble/ceramic top ϕ 75 × 75cm.



BANYAN TREE

With a curvature that conforms to the natural arch of the human spine, the back of the Banyan Tree series is designed to put the body at ease. The interwoven strands are reminiscent of tree vines to create a distinctive look that can easily complement its surroundings. Weaved in weather-resistant and easy-to-clean material, the Banyan Tree is a versatile series that can be placed in small living spaces, both indoors and outdoors. Available in variations of sofa, lounge chair, rocking chair, and dining chair, the latter which features a stackable design that eliminates any storage problems.



BANYAN TREE (KC8601) dining chair,
loung chair, sofa in Asphalt Grey/Sand;
cushion in Heather Grey.



BANYAN TREE (KC8601) dining chair
in Asphalt Grey/Sand & White/Sand;
cushion in Heather Grey.
LOTUS (KT8602) dining table in marble/
ceramic top Φ 75 x 75cm.



BANYAN TREE (KC8601) lounge chair in Asphalt Grey/Dark grey & sofa in White/Sand; cushion in Light Grey.
LOTUS (KT8602) side table in Silver Grey/teak top $\Phi 48 \times 54\text{cm}$



BANYAN TREE (KC8601) lounge chair & footstool in Asphalt Grey/Green;
cushion in Dark Grey.
PIPE (KT8503) side table in Asphalt Grey 55 × 48 × 50cm.

BANYAN TREE (KC8601) rocking
chair in Asphalt Grey/Green;
cushion in Dark Grey.
PIPE (KT8503) side table in
Asphalt Grey 55 × 48 × 70cm.
SCREEN (KH8703) in White/Honey.





PIPE

Pipe is a powerful reinterpretation of the Windsor chair, adding a contemporary twist to a timeless design.

The circular structure of the seatback is intended to envelope the body with comfort, along with the soft cushions which can be fastened to the back to prevent unwanted movement. The armrest corners are specifically made rounded for comfortable hand placement. Wooden legs have been added to the ends of the circular tubes, providing warmth for the metallic furniture. The coffee and side tables are double layered to expand potential storage spaces. Featuring weather-resistant finish in six colours, it is compatible with all kinds of indoor and outdoor use. PIPE is available in five chair variations.



PIPE (KC8503) dining chair in Asphalt Grey, rocking chair in Vivid blue; cushion in Light Grey.

PIPE (KC8503) high-back lounge chair in CreamWhite; cushion in Charcoal.

SOHO (AT5309) dining table in Asphalt Grey/ceramic top 200 x100 x75cm.

LOTUS (KH8602) planter in Juniper Green. PETITE MAISON (KH8502) candleholder

PIPE (KC8503) two-seater sofa & lounge chair in White; cushion in Charcoal.
PIPE bar cart (KH8503) & coffee table (KT8503) in Cream White. LOTUS (KH8602) planter in Silver Grey.



Derived from the PIPE double deck coffee table, the bar cart has been designed in full consideration of its usage and movement. It has a stable structure that is easily maneuvered around. Minimalistic and modern, the design of the PIPE bar cart can be well integrated into the outdoor environment.

PIPE (KH8503) bar cart in Cream White




PIPE (KC8503) dining chair in CreamWhite, rocking chair in Curcumin;
cushion in Dark Grey & Light Grey.
SOHO (AT5309) dining table in CreamWhite/ceramic top 200 x100 x75cm.
PETITE MAISON (KH8502) candleholder.





PIPE (KC8503) dining chair in White & Carbon;
cushion in Dark Grey & Light Grey.





LEGO

With modular components that can be reassembled like toy bricks, the LEGO series was designed to be creatively versatile and fit for small spaces. The sofa has wide armrests that can be used as a pillow when lying down, but also removed to reveal a built-in wooden table whose placement can be changed by adjusting the cushions. The sofa back, which is three-tiered, has a colour scheme that can be mixed and matched to add a personal touch. Crafted in weatherproof material which is both durable and easily maintained, the sofa is suitable for both indoor and outdoor use.

Kun Design has further developed LEGO's functionality and flexibility as a sofa designed for young people and small families. The two-directional tray table and the movable armrests facilitates the use of this model, that combines aesthetics with practicality.

LEGO (KC8801) sofa in Light Grey & Orange, footstool in Light Grey; cushions in Light Grey. LEGO (KT8801) double-deck side table in teak, side table in aluminum 55 x 48 x 51cm. LOTUS (KH8602) planter in Juniper Green



LEGO (KC8801) sofa set3 in Light Grey & Orange; cushions in Light Grey.
LEGO (KT8801) double-deck side table in White/teak top, coffee table in White/teak top 130 x 70 x 30cm





LEGO (KC8801) sofa in Orange & Light Grey; cushions in Light Grey.
LEGO (KT8801) double-deck side table in teak, double-deck coffee table in bamboo/ceramic top 150 × 63 × 41cm.
BANYAN TREE (KC8601) dining chair in White/Sand. LOTUS (KT8602) dining table in Orange/ceramic top Ø90 × 75 cm.



FLAMINGO

A bold fluidity inspired by a flamingo's elegant curves, the structure of the Flamingo chair is made possible with the durable and breathable mesh with excellent weather resistance and stretch. Choose from a range of colour combinations inspired by mother nature. Also features a stackable function as a convenient storage solution.

FLAMINGO (KC8701) lounge armchair in Olive & Midnight Blue



FLAMINGO (KC8701) dining chair in Juniper Green

RHODES (AT5767) Dining Table in White/ceramic top 180 × 100 × 76 cm.

PETITE MAISON (KH8502) candleholder



FLAMINGO (KC8701) dining chair in Juniper Green.
LOTUS (KT8602) dining table in Juniper Green/ceramic top $\Phi 90 \times 75$ cm.
PETITE MAISON (KH8502) candleholder



ORACLE (KC8501) high-back lounge chair in White;
cushion in Light Grey.
PENGUIN (KT8504) square side table in Silver Grey
52 × 52 × 52cm.




ORACLE

The Oracle conceptualizes the juxtaposition between opposites – soft cushions against solid aluminum backrests and warm wood against cold metal. The wide, rounded bamboos are intentionally placed on the armrest as partition between the body and metallic frame. Button details on the comfortable back cushion distinguishes the look of this classic outdoor series. Proposed as a loungechair, dining chair, and sunlounger, the latter which can be folded and stacked.

ORACLE (KC8501) dining armchair in White; cushion in Light Grey.
MONACO (AT5651) Dining Table White/ceramic top
200 × 110 × 76cm.



ORACLE (KC8501) lounge armchair & three-seater sofa in White; cushion in Light Grey.
PENGUIN (KT8504) round side table $\Phi 51 \times 50$ cm in Sky Blue/ceramic top, square side table $52 \times 52 \times 52$ cm & coffee table $122 \times 62 \times 39$ cm in White/ceramic top.





PENGUIN (KT8504) square side table in White/ceramic top 52 × 52 × 52cm



ORACLE (KC8501) sunlounger in White/Blue-White
LOTUS (KT8602) side table in Silver Grey/ceramic top Φ 48 × 54cm.



OVAL

OVAL chair is our contemporary and three-dimensional take of the traditional board back chair. The edge stamping craft allows it to have a large and three-dimensional backrest - comfortable and compact. The legs have plump lines that give off a powerful presence when placed in open space. We use wooden finish on the aluminium seat surface to make it more durable and easier to maintain while retaining the warm visual sense of wood.

OVAL (KC8507) dining chair in Olive
LOTUS (KT8602) dining table in Juniper Green/ceramic top 220 x 100 x 75 cm..
BALANCE (KH8509) lamp in Olive
PIPE bar cart (KH8503) in OliveGrey.



OVAL (KC8507) dining armlesschair in Red
BALANCE (KT8602) dining table in White with teak top
LOTUS (KH8602) Planter $\Phi 40 \times 52$ cm in Olive Grey



OVAL (KC8507) dining armlesschair in Red
BALANCE (KT8602) dining table in White with teak top



OVAL (KC8507) lounge armchair in Midnight
BALANCE (KT8508) side table in Juniper Green/ OliveGrey $\Phi 33.6 \times 51$ cm.





LOOP

The LOOP chair was originally designed to express continuous lines. The entire chair is woven with a single continuous rope. In order to ensure continuity and product quality, the back and the seat of the chair were proportionally divided into four parts, which not only boosts the appearance, but also increases the product lifespan. Soft as well as responsive, the chair provides a comfortable seating experience without the need of a cushion. Additionally, the wear-resisting and strong PVC simplifies the cleaning processing - use a soft brush to give it a fresh new look.

LOOP (KC8604) dining chair in Vivid Blue/ Sand
BALANCE (KT8602) dining table in Carbon
BRANCH(KH8505) planter screen in Terra Cotta
PIPE bar cart (KH8503) in OliveGrey.





BALANCE

A return to the basics was the central theme at the start of our weight table design process. Weights are used as mass standards to express our understanding of the load bearing of the table. The lines on the weights are designed with respect to the golden ratio, thus the top and bottom components are firm and secure. The series of weights also have symmetrical upper and lower end-tables, with the upper one removable to serve dual functions of storage and flower arrangement.

OVAL (KC8507) dining chair in SilverGrey/Olive
BALANCE (KT8602) dining table & BALANCE (KH8509) lamp in Orange/Olive
LOTUS (KH8602) Planter $\Phi 28 \times 34$ cm in Olive/ Asphalt Grey



BALANCE (KT8508) side table in Juniper Green/ OliveGrey/ Orange/ Carbon $\Phi 33.6 \times 51$ cm.
BALANCE (KT8508) planter in OliveGrey $\Phi 33.6 \times 51$ cm.





LOTUS PLANTER

The Lotus planter continues to express the family character of the series, with the central column shaped like a petal and a continuous combination of one petal to another. The overall flowerpot upper matches the rhythmic base of the petals below, achieving a more aesthetically pleasing ratio. This series is more suitable for home use with four reasonable sizes to meet your different plant needs.



LOTUS(KH8602) planter $\Phi 40 \times 52$ cm & $\Phi 40 \times 42$ cm In OliveGrey/ Olive/ Asphalt Grey

LOTUS(KH8602) planter $\phi 40 \times 42$ cm & $\phi 40 \times 52$ cm & $\phi 28 \times 34$ cm in Olive/ Asphalt Grey/
OliveGrey/Orange





BRANCH

Designer draws inspiration from the power and perseverance of plant growth, thus arriving at the "Branch" series name. The unique warped edge design of the series makes the legs of the flowerpot look like growing branches of a plant, supporting the main body of the square flowerpot and showing off the static force of its structure. This series mainly includes portable flowerpots and tall flower holders.

Branch(KH8505) portable flowerpots in Olive/ Orange/ Olive Grey /Terra Cotta



Kundesign / Collection



LOOP

The LOOP chair was originally designed to express continuous lines. The entire chair is woven with a single continuous rope. In order to ensure continuity and product quality, the back and the seat of the chair were proportionally divided into four parts, which not only boosts the appearance, but also increases the product lifespan. Soft as well as responsive, the chair provides a comfortable seating experience without the need of a cushion. Additionally, the wear-resisting and strong PVC simplifies the cleaning processing - use a soft brush to give it a fresh new look.



Dining Side chair
KC8604N01ROP
W51.5xD61.5xH81 cm



Dining Armchair
KC8604N04ROP
W58.5xD61.5xH81 cm



Lounge Chair
KC8604N07ROP
W72.5xD81xH80 cm



Highback Lounge Armchair
KC8604N121ROP
W79xD83xH98 cm



Bar Chair
KC8604N17ROP
W55xD48.5xH91 cm



Footstool
KC8604N25ROP
W57xD45xH33.5 cm



Bench
KC8604N15ROP
W122xD40xH44.5 cm



Sun Lounger
KS8604N19TEX
W77xD201xH34 cm



Side Table
KT8512N64ALU
Φ45x48 cm



Dining Table
AM9004A47ALU
AB0600N37ALU
Φ75x75cm



Dining Table
AM9028A47CER
AB0600E37ALU
Φ90x75cm





Bar Table
AM9004A47ALU
AB0600C37ALU
Φ75x110cm



Dining Table
KM8511N45ALU
AB0600S40ALU
W140xD70xH75cm



Dining Table
AM9028A47CER
AB0600E37ALU
Φ140x75cm



JUMBO

Jumbo series represents an unhurried contemporary attitude towards leisure life. It looks like a jumbo item with "elephant ears" from a distance. Jumbo Lounge Armchair is wide with a handwoven backrest and wings, expressing a sense of embrace. The color of the wood and the combination of weaving make it very natural and harmonious. The thick seat and comfortable cushions can let a person rest on it all afternoon. The whole series includes a lounge armchair, a 3-seater sofa, footstool and dining chair.



Dining Armchair
KC8607N04ROP
W63xD59xH80cm



Lounge Armchair
KC8607N10ROP
W90.5xD90.5xH79cm



Highback Lounge Armchair
KC8607N121ROP
W104xD92xH105cm



Footstool
KC8607N25TEX
W72xD55xH42 cm



2-Seater Sofa
KC8607N11ROP
W165xD90.5xH79cm





Dining Table
KT8602D27CER
Φ900*760cm



Dining Table
KT8602D27TEK
Φ900*760cm





Dining Table
KT8602D27CER
Φ1400*760cm




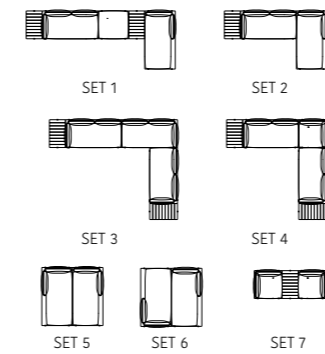
BAGEL

To make human beings more compatible with nature, Kun balances wood with hand knitting. Bagel collection featured of teak-base, tightly woven rope, soft cushions and comfortable back cushion. Bagel has inside and outside double design Which wrap your back comfortably with a fit body curve. Lounge chair, high-back lounge chair and dining chair are included in this series. A higher quality aluminum base could also be customized for dining chair in a lower price.



PILLOW

The PILLOW is the result of Kun's exploration for the possibility of outdoor upholstery. Continuous adjustments were made during the development process to find the current structural proportion that merges functionality with streamlined aesthetics. The back and armrest cushions of the collection resemble soft pillows - just like the collection name - whose coverings can be removed for easy cleaning. Wrapped with KunDesign Tex, a material with remarkable durability and resistance to outdoor conditions, the quick-drying cushions are designed to be placed outside. Seated on a teak or bamboo base frame to create a textual contrast, which are FSC certified in consideration of the environment. With versatile modular components, the Pillow sofa is suitable for all interior and exterior settings. The legs of the Pillow chair is reminiscent of tree branches, which support a plump seating that is designed to embrace the body. Filled with quick-dry foam and easily maintained mesh linings, the Pillow chair is a practical solution for both indoor and outdoor settings.



RUGBY

An interactive conversation between metal, wood, and fabric resulted in the design of the RUGBY series. The upholstery's plump shape is relieved by spindle shaped-legs, so the resulting structure takes on a refreshing rather than chunky appearance. The armrests have a width and height that match the body's natural arm placement, and also serve as partition from the cold metal frame. Constructed with comfortable materials that are weather-resistant, the collection can be used in all spaces, both outdoors and indoors.

With quality and weather proof teak wood set on aluminum legs, the lounge coffee table is designed to complement the contemporary lifestyle. It is deliberately set at a height that allows the table to be used not just for a singular purpose, but as a versatile and multifunctional product in your home.



2-Seater Sofa, Right Arm Module
KC8603N86ROP
W166xD95xH77 cm



2-Seater Sofa, Left Arm Module
KC8603N85ROP
W166xD95xH77 cm



Corner Module
KC8603N13ROP
W86xD86xH77 cm



Center Module
KC8603N07ROP
W79.5xD87xH77 cm



Lounge Armchair
KC8603N10ROP
W87xD92xH77 cm



2-Seater Sofa
KC8603N11ROP
W171xD95xH77 cm



Dining Armchair
KC8603N04ROP
W62.5xD61xH86cm



Lounge Height Coffee Table
KT8603N23NTK
W160xD80xH66 cm



Coffee Table
KT8603A23NTK
W130xD72.5xH33 cm



End Table
KT8603N24NTK
W72.5xD72.5xH28cm



Daybed
KS8603N22ROP
170*152*86(152)cm

FRAME:



White (1200371) Black Mat (13569A)

ROPE:



Sand (HF-006) Dark Grey (HF-010)

FABRIC:



Light Grey (SEF4002) Canvas (SEF4003) Dark Grey (SEF4006)

NEST

The geometric weavings of the NEST collection mimic the appearance of rattan, giving the series a tropical look. On the highback-lounge chair, the weavings create a partition around the body for privacy. Crafted in weather-resistant ropes and quick-dry cushion, the sofa is suitable for both indoor and outdoor use.



Dining Armchair
KC8602N04ROP
W57xD56xH81 cm



Lounge Armchair
KC8602N10ROP
W85xD81.5xH77 cm



Highback Lounge Armchair
KC8602A10ROP
W97.5xD91xH112 cm



3-Seater Sofa
KC8602N12ROP
W206.5xD91xH80cm



3-Seater Sofa, Right Module **End Table**
KC8602N09ROP **KT8602A64TEK**
W166xD115xH77 cm W72xD72xH41 cm



2-Seater Sofa, Left Arm Module
KC8602N85ROP
W165xD91xH77 cm



45° Module
KC8602N08ROP
W152xD120xH77 cm



Center Module
KC8602N07ROP
W72xD80xH77 cm



Corner Module
KC8602N13ROP
W80xD80xH77 cm



End Module
KC8602N25ALU
W60xD72xH40 cm



Side Table
KT8602N24ALU
W50xD72xH6 cm

FRAME:



Curcum (1216034) Juniper Green (14940A) White (1200371) Asphalt Grey (72412)

FABRIC:



Light Grey (SEF4002) Canvas (SEF4003) Leaf (SEF4004) Dark Grey (SEF4006)

ROPE:



Sand (HF-006) Dark Grey (HF-010) Light Grey (HF-011)

BANYAN TREE

With a curvature that conforms to the natural arch of the human spine, the back of the Banyan Tree is designed to put the body at ease. The interwoven strands are reminiscent of tree vines to create a distinctive look that can easily complement its surroundings. Weaved in weather-resistant and easy-to-clean Kundesign Rope, the Banyan Tree is a versatile series that can be placed in small living spaces, both indoors and outdoors.



Dining Armchair
KC8601N04ROP
W59xD59.5xH80.5 cm



Lounge Armchair
KC8601N10ROP
W80xD77xH90 cm



2-Seater Sofa
KC8601N11ROP
W167xD82xH90 cm



Footstool
KC8601N25ROP
W68xD50xH38 cm



Rocking Armchair
KC8601B90ROP
W85xD91xH107 cm



Highback Lounge Armchair
KC8601B10ROP
W78xD89xH107 cm

FRAME:



Asphalt Grey (72412) White (1200371)

FABRIC:



Light Grey (SEF4002) Canvas (SEF4003) Dark Grey (SEF4006)

ROPE:



Sand (HF-006) Aquamarine (HF-007) Green (HF-008) Dark Grey (HF-010)

OVAL

OVAL chair is our contemporary and three-dimensional take of the traditional board back chair. The edge stamping craft allows it to have a large and three-dimensional backrest - comfortable and compact. The legs have plump lines that give off a powerful presence when placed in open space. We use wooden finish on the aluminium seat surface to make it more durable and easier to maintain while retaining the warm visual sense of wood.



Dining Side Chair
KC8507N01ALU
W47xD56xH85 cm



Dining Armchair
KC8507N04ALU
W61xD56xH85 cm



Lounge Armchair
KC8507N10ALU
W74xD66xH80 cm

FRAME:



Olive Grey (1215966) Olive (1219626) Sliver Grey (1216152) Pink (1219622) Red (14797A) Black Mat (13569A) Midnight Blue (1219623)

PIPE

Pipe is a powerful reinterpretation of the Windsor chair, adding a contemporary twist to a timeless design. The circular structure of the seatback is intended to envelope the body with comfort, along with the soft cushions which can be fastened to the back to prevent unwanted movement. The armrest corners are specifically made rounded for comfortable hand placement. Wooden legs have been added to the ends of the circular tubes, providing warmth for the metallic furniture. Featuring weather-resistant finish in six colours, it is compatible with all kinds of indoor and outdoor use.



Lounge Armchair
KC8503N10ALU
W86xD83xH72 cm



Highback Lounge Armchair
KC8503A10ALU
W92xD90xH99 cm



Footstool
KC8503N25ALU
W76xD76xH32 cm



2-Seater Sofa
KC8503N11ALU
W156xD83xH72 cm



3-Seater Sofa
KC8503N12ALU
W222xD83xH72 cm



Bar Chair
KC8503N18ALU
W61xD63xH109 cm



Dining Armchair
KC8503N04ALU
W61xD60xH76 cm



Dining Rocking Armchair
KC8503N90ALU
W61xD78xH76 cm



Dining Table
AT5309A27CER
W200xD100xH75cm

FRAME:



Olive Grey
(1215966)



Asphalt Grey
(72412)

FABRIC:



Light Grey
(SEF4002)



Dark Grey
(SEF4006)

FATTY

Fatty ensures durability and comfort. It has the softness of interior upholstery and the integrity of outdoor furniture. Plump cushions on a narrow frame provides a proportional contrast that distinguishes its look. The sofa features a lumbar cushion that can be stabilized with a button-and-strap fastening. Wrapped in Textilene and filled with quick-dry cotton, Fatty is both UV and weather resistant. The cushion armrests and wooden trays can be interchanged for extra versatility.



Armchair, Left Tray
KC8803N84TEX
W115xD93.5xH79 cm



2-Seater Sofa, Left Tray
KC8803N86TEX
W179xD93.5xH79 cm



3-Seater Sofa
KC8803N12TEX
W240xD93.5xH79 cm

FRAME:



Black Mat
(13569A)



Vivid Blue
(14995A)



Terra Cotta
(14797A)



Olive Grey
(1215966)



Olive
(1219626)

TEXTILIENE:



Carbon
(T2155)



Grey
(T2166)

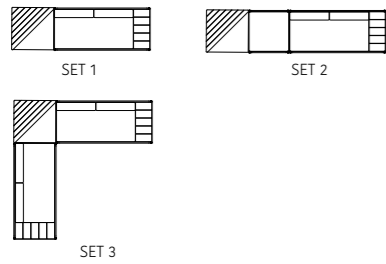


Light Grey
(50567)



Sand
(YLSJ006)

LEGO



With modular components that can be reassembled like toy bricks, the LEGO series was designed to be creatively versatile and fit for small spaces. The sofa has wide armrests that can be used as a pillow when lying down, but also removed to reveal a built-in wooden table whose placement can be changed by adjusting the cushions. The sofa back, which is three-tiered, has a colour scheme that can be mixed and matched to add a personal touch. Crafted in weatherproof material that is both durable and easily maintained, the sofa is suitable for both indoor and outdoor use. The LEGO double-deck side table provides stylistic contrast with its triangular top, designed for easy storage and access. The aluminium plate on the LEGO rectangular coffee table can be removed and placed on the footstool to create a second side table when needed.



2-Seater sofa, right Arm Module
KC8801A86TEX
W175xD78xH68 cm



2-Seater sofa, left Arm Module
KC8801A85TEX
W175xD78xH68 cm



Footstool
KC8801A25TEX
W73xD78xH25 cm



Side Table
KT8801N24ALU
W95xD35xH43 cm




Coffee Table
KT8801N23CER
W150xD64xH41 cm



Coffee Table
KT8801A23NTK
W130xD70xH30 cm



Side Table
KT8801N64TEK
W77.5xD77.5xH45 cm



ORACLE

The Oracle conceptualizes the juxtaposition between opposites – soft cushions against solid aluminum backrests and warm wood against cold metal. The wide, rounded bamboos are intentionally placed on the armrest as partition between the body and metallic frame. Button details on the comfortable back cushion distinguishes the look of this classic outdoor series. Proposed as a loungechair, dining chair, and sunlounger, the latter which can be folded and stacked.



Lounge Armchair
KC8501N10ALU
W76xD83xH78 cm



2-Seater Sofa
KC8501N11ALU
W138xD83xH78 cm



3-Seater Sofa
KC8501N12ALU
W201xD83xH78 cm




Dining Armchair
KC8501N04ALU
W56xD60xH84 cm



Highback Lounge Armchair
KC8501A10ALU
W76xD88xH100 cm



Sun Lounger
KS8701N21TEX
W74xD200xH57 cm



FLAMINGO

A bold fluidity inspired by a flamingo's elegant curves, the structure of the Flamingo chair is made possible with the durable and breathable mesh with excellent weather resistance and stretch. Choose from a range of colour combinations inspired by mother nature. Also features a stackable function as a convenient storage solution.



Dining Armchair
KC8701N04TEX
W57xD60xH87 cm



Lounge Armchair
KC8701N10TEX
W65xD70xH80 cm



Extendable Table
AT5767128CER
W180(240/300)xD100xH76 cm

FRAME :



Olive
(1219626)



Midnight blue
(1219623)



Juniper Green
(14940A)



White
(1200371)



Asphalt Grey
(72412)

TEXTILIENE :



Light Blue
(7407-50884)



Light Green
(7407-50883)



Light Grey
(50567)



Sand
(YLSJ006)



Grey
(T2166)

LOTUS

The petal design of its central pillar bestows the Lotus with understated elegance. Select from a range of nature-inspired colours that will allow the series, which includes both tables and vases, to easily integrate into various indoor and outdoor décor.



Dining Table
KT8602N27CER
Φ90x75 cm



Bar Table
KT8602N29CER
Φ80x108 cm



Oval Coffee Table
KT8602N63CER
W120xD72xH34cm



Dining Table
KT8602B27CER
Φ75x75 cm



Coffee Table
KT8602N63CER
Φ80x34 cm



Side Table
KT8602N64TEK
Φ48x54 cm



Dining Table
KT8602N27CER
W220xD100xH75 cm

FRAME :



Juniper Green
(14940A)



Sliver Grey
(1216152)



Olive Grey
(1215966)



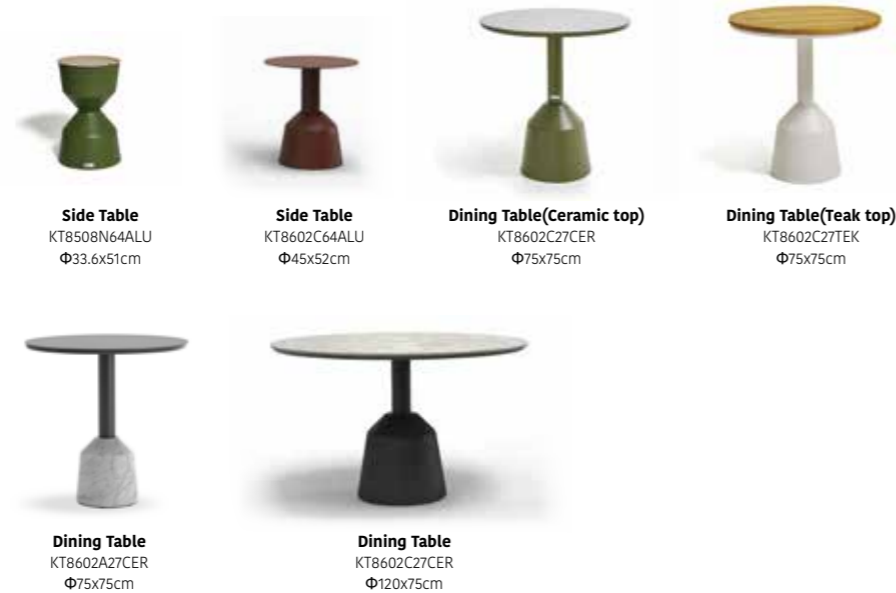
Asphalt Grey
(72412)



Sky Blue
(3JJ-14994A)


BALANCE

A return to the basics was the central theme at the start of our weight table design process. Weights are used as mass standards to express our understanding of the load bearing of the table. The lines on the weights are designed with respect to the golden ratio, thus the top and bottom components are firm and secure. The series of weights also have symmetrical upper and lower end-tables, with the upper one removable to serve dual functions of storage and flower arrangement.



LANTERN

The inspiration of Lantern series comes from the combination of oriental aesthetics and modern design. Lantern series is about "light", the lamp absorbs the configuration elements and special style from the traditional Chinese lantern and hand-basket. It retains the elegant "handle" design on the top, which can be easily carried and moved at will. For this hand lamp, it adds a small round bottom, which you can display plant, flower, decoration pieces to build the cozy atmosphere, delightfully fresh nature.



PENGUIN

The structure of the table is inspired by the stance of a penguin, hence the name of this collection. With a ceramic top sitting on matte finished frames, the natural style of Penguin will integrate well with different designs. Crafted in materials that are weather resistant, this can be placed both indoors and outdoors.



Side Table
KT8504N64CER
Φ51x50 cm



Side Table
KT8504N24CER
W52xD52xH52 cm



Coffee Table
KT8504N23CER
W122xD62xH39 cm

FRAME :



White
(1200371)



Black Mat
(13569a)



Terra Cotta
(14797A)



Sky Blue
(3JJ-14994A)

PIPE

Accessories

Minimalistic and modern, the design of the PIPE accessories has fully considered the product's usage and movement, and can be well integrated into the outdoor environment. The tables are offered with a double-layer framework to expand potential storage space, or with a handle for convenient placement. The bar cart has a stable structure that can be easily maneuvered around.



Coffee Table
KT8503N63ALU
W127xD67xH39 cm



Side Table
KT8503N64ALU
W55xD48xH51 cm



Side Table
KT8503A64ALU
W55xD48xH70 cm



Bar Cart
KT8503N42ALU
W63xD95xH92 cm

FRAME :



Olive Grey
(1215966)



Asphalt Grey
(72412)




Juniper Green
(14940A)

LOTUS PLANTER

The Lotus planter continues to express the family character of the series, with the central column shaped like a petal and a continuous combination of one petal to another. The overall flowerpot upper matches the rhythmic base of the petals below, achieving a more aesthetically pleasing ratio. This series is more suitable for home use with four reasonable sizes to meet your different plant needs.



FRAME:




BRANCH

It is inspired from the power and perseverance of plant growth, thus arriving at the "Branch" series name. The unique warped edge design of the series makes the legs of the flowerpot look like growing branches of a plant, supporting the main body of the square flowerpot and showing off the static force of its structure. This series mainly includes portable flowerpots and tall flower holders.



FRAME:



SCREEN

The screen features a novel assembly system inspired by bike handles that permits a straightforward joining of units. Its rotund structure is covered with a porous mesh mimicking rattan, ensuring privacy as well as ventilation. A practical and imaginative method of separating spaces that can be used both outdoors and indoors.



Screen
KH8703N51TEX
W246xH180cm

FRAME:



White
(1200371)



Black Mat
(13569A)

TEXTILIENE:



Honey
(0155)

PETITE MAISON

Simple but functional like the form it takes, Petite Maison adorns a space while providing something more. It can be a candleholder, a tray, decorative piece, nailed to the walls or placed on the ground. Made of aluminum seated on a bamboo base, this weather-resistant piece of accessory can be used outdoors as well as indoors.



Petite Maison
KH8502N114ALU
(L)W45.9xD22xH41.4cm
(M)W32.9xD32xH53.5cm
(S)W22.9xD22xH41.4cm

FRAME:



Sky Blue
(14994A)



Juniper Green
(14940A)



Asphalt Grey
(72412)



Olive Grey
(1215966)



Curcum
(1216034)



Sliver Grey
(1216152)

KUN
DESIGN

Living with Design